Innovolt End-User Terms & Conditions : The following Terms and Conditions (T&Cs) apply for any purchases or use of Innovolt's Product(s). The below listed L
Protection, and Miscellaneous terms are included for your reference and apply to all purchases. The full set of terms and conditions can be found at www.innovolt
any terms of your purchase order conflict with these terms listed herein, these T&C's shall control. To the extent any terms conflict with your Direct Contract with I
shall control.

1. **Warranty/Protection Plan.** The Limited Warranty and Protection Plan is outlined below**.** You can register your Product and Asset on-line on our website www.
fields in the registration form must be completed.
2. **Limited Warranty.** Subject to the limitations included herein, Innovolt warrants that the Product, when used normally in accordance with the published guideli
material and workmanship from the passage of title for the Warranty Period (the "Warranty"). This Warranty applies to the Customer only. Innovolt will repair o
defective Product returned to us by Customer during the Warranty Period. The Warranty Period for (i) the Products is five (5) years, and (ii) the Services is the
Form, if ordered. The Warranty does not cover (i) cosmetic or aesthetic defects in the Products, or (ii) any replacement or repair of the Products or Assets to th
via a Power Occurrence as defined below. *If the MOV light is lit on your Product or notification of MOV failure has been provided via the IMC, the Product is no*
against certain Power Occurrence(s), as defined below, and must be immediately replaced to prevent damage to the Asset ("MOV Replacement").
3. **Protection Plan.**
   A. *Definitions:* "Power Occurrence" means one of the five major power disturbances (Under-voltage, Over-voltage, Voltage Sag/Current Inrush, Brownout, Vol
   demonstrated on the Device and as defined by accepted industry and regulatory standards. "Properly Connected" means (a) the Asset, which is approved
   equivalent nationally recognized testing laboratory, is plugged directly into the Product, (b) the Product is plugged directly into the power source, (c) there is
   serial fashion or any other use of power strips, adaptors, extension cords, or third-party power devices; (d) the Product is not used or connected with aquari
   products and is used for indoor use only in dry locations, (e) all wiring and outlets are properly grounded, and (f) the connection or installation is done to the
   pursuant to Innovolt provided instructions and in compliance with all applicable electrical and safety codes. "Fair Market Value" means the current price of th
   damaged parts, as determined by a reputable lab, exchange or other equivalent. "Term" of the Protection Plan is five (5) years.
   B. *Product Protection*. So long as the exclusions below do not apply, Innovolt will, at its sole option, replace, refund, or repair during the Term of the Protectio
   damaged by a Power Occurrence while Properly Connected to the Asset.
   C. *Asset Protection*. So long as the exclusions below do not apply, Innovolt will, at its sole option, replace, refund, or repair the Asset's damaged parts or the
   provided that (i) the Customer has undertaken any required MOV Replacement, and (ii) any repair, replacement, or refund shall be the Fair Market Value (a
   damaged parts of the Asset or the entire Asset, where the total liability shall not exceed $100,000 in the aggregate during the Term of the Protection Plan fo
   connected Asset.
4. **Warranty and Protection Plan Exclusions.** The above Warranty and/or Protection Plan are null and void if: (i) The Product is (a) used outside of the United
Canada, or (b) is transferred, sold, or otherwise provided to a user that is not the original Customer; (ii) The Product and Asset are not registered, where such r
within the Registration Time Period and fully populate all fields; (iii)The Asset is used, refurbished, not new, or not in proper working condition; (iv) The claim is
days of the earlier of (a) the Product MOV light coming on, or (b) damage to your Asset due to a Power Occurrence; (v) The Product is tampered with, recycle
modified or repaired - by anyone outside of Innovolt; (vi) The Product has been used improperly, has not been properly connected (in compliance with electrica
specifications), has been connected to the wrong voltages or line rating, is outside the limits of its electrical specifications, or in a manner contrary to the Produ
other written instructions (or the green product indicator does not come on); (vii) The Customer does not follow the RMA process as outlined on Innovolt's webs
1-877-682-7015, or, (viii) there is no evidence demonstrating that the damage to the Product or Asset resulted solely from a Power Occurrence, or the Product
designed.
5. **Miscellaneous Protection Plan/ Warranty Terms.** Innovolt reserves the right to test any claimed damaged Product or Asset, and, to the extent such testing

   functioning as designed or (ii) originally performed as designed to prevent the Power Occurrence, then Innovolt will ship such Product and Asset (or parts) bac
   expense. This limited Warranty and Protection Plan is in excess of, and applies only to the extent necessary beyond any coverage for the Asset provided by o
   not limited to, any manufacturer's warranty or any extended warranty coverage. The compensation or reimbursement to be paid by Innovolt to the Customer fo
   Warranty or Protection Plan, at the sole option of Innovolt, will be subrogated under any existing insurance policies or warranties available to the Customer. S
   paid by Innovolt to Customer under the Protection Plan is in excess of, and applies only to the extent necessary beyond, any coverage for the Asset provided
   but not limited to, any manufacturer's warranty, and any extended warranty coverage. If the Asset is covered by an existing insurance policy then the Innovolt l
   amount of the deductible of the applicable policy if it is lesser than any reimbursement amount. Pursuant to the RMA process, Customer is responsible for rela
   damaged or defective Product and, if applicable Asset or parts, to Innovolt.
6. **THIS WARRANTY AND PROTECTION PLAN, IF ORDERED, ARE THE EXCLUSIVE REMEDIES. NO OTHER WARRANTY, GUARANTEE, OR PROTECTI**
MADE OR INCLUDED. UNLESS EXPRESSLY PROVIDED HEREIN, INNOVOLT DISCLAIMS ALL OTHER WARRANTIES AND GUARANTEES, EXPRESS
THE IMPLIED WARRANTIES OF, QUALITY MERCHANTABILITY OR FITNESS FOR A PARTICULAR PURPOSE, OTHER THAN THOSE WARRANTIES I
INCAPABLE OF EXCLUSION UNDER, APPLICABLE LAW. IF APPLICABLE LAW PROHIBITS SUCH EXCLUSION, THEN ANY RESULTING IMPLIED WA
SCOPE AND DURATION TO THE TERM OF THIS WARRANTY OR IF A LESSER TERM IS SPECIFIED BY APPLICABLE LAW, THEN IT SHALL BE LIMIT
SPECIFIED BY APPLICABLE LAW. SOME STATES OR COUNTRIES DO NOT ALLOW LIMITATIONS ON WARRANTY TYPES OR HOW LONG AN IMPLI
SO THE ABOVE LIMITATIONS MAY NOT APPLY TO YOU. WE DO NOT ACCEPT LIABILITY BEYOND THE REMEDIES PROVIDED FOR IN THIS LIMITE
PROTECTION PLAN. IN NO EVENT WILL ANY WARRANTY COMPENSATION, WHETHER THROUGH REPAIR, REPLACEMENT, OR REFUND, EXCEED
PURCHASE PRICE ACTUALLY PAID BY THE CUSTOMER FOR THE PRODUCT.

Limited Warranty, Power
t.com/support. To the extent
nnovolt, the Direct Control

innovolt.com/support. All

nes, will be free of defects in
r replace, at its option, any
Term as stated on the Order
e extent they suffer damage
longer properly protecting

tage Spike/Surge), as
and tested by UL or another
no “daisy-chaining” in a
iums or any water-related
proper line voltages and
he damaged Asset or its

n Plan, the Product if

entire Asset, if required,
s defined above) of the
r that particular Product and

States of America or
egistration must be done
not submitted within ten (10)
ed, altered, abused, misused,
code and Innovolt’s
ct’s operating manual or
site or by calling
is still functioning as

reveals the Product (i) is still

k to Customer at customer’s
ther sources, including but
r any claim under the
pecifically, the amounts to be
by other sources, including,
ability will be limited to the
ted costs in sending the

ON PLAN OF ANY KIND IS
OR IMPLIED, INCLUDING
MPLIED BY, AND
ARRANTY IS LIMITED IN
ED TO THE TERM
ED WARRANTY LASTS,
D WARRANTY AND
D THE ORIGINAL

7. **LIMITATION OF LIABILITY.** INNOVOLT WILL NOT BE LIABLE FOR ANY INCIDENTAL, INDIRECT, P
OF OR IN CONNECTION WITH THE ASSETS OR PRODUCT(S). INNOVOLT DISCLAIMS AND SHALL
INCOME, PROFIT, OR SAVINGS; (2) LOST OR CORRUPTED DATA OR SOFTWARE, LOSS OF USE
BUSINESS OPPORTUNITY; (4) BUSINESS INTERRUPTION OR DOWNTIME; (5) INJURY OR DAMA
THE PARTS DESCRIBED IN THE WARRANTY AND THE PROTECTION PLAN (IF APPLICABLE), OR
FOR USE. INNOVOLT’S TOTAL LIABILITY FOR ANY AND ALL CLAIMS ARISING OUT OF OR IN CO
AMOUNT PAID BY CUSTOMER FOR THE SPECIFIC PRODUCT AND APPLICABLE PRODUCT GIVI
$100,000 PER PRODUCT AND ASSET FOR THE TERM. THESE LIMITATIONS, EXCLUSIONS, AND
BASED IN CONTRACT, WARRANTY, STRICT LIABILITY, NEGLIGENCE, TORT, OR OTHERWISE. TH
ALLOCATIONS OF RISK CONSTITUTING IN PART THE CONSIDERATION FOR INNOVOLT’S PROD
FAILURE OF ESSENTIAL PURPOSE OF ANY LIMITED REMEDY AND EVEN IF A PARTY HAS BEEN
BE LIABLE FOR (A) ANY WARRANTY OR PROTECTION PLAN CLAIM BROUGHT MORE THAN TEN
MORE THAN ONE (1) YEAR AFTER THE CAUSE OF ACTION FOR SUCH CLAIM FIRST AROSE. TH
8. **OTHER TERMS:**
   A. **Proprietary Rights/ Limited License Grant.** All right, title, and interest in the intellectual property (i
   embodied in the Product including any documentation, shall belong solely and exclusively to Innovolt
   expressly granted in this Agreement. You may not reverse engineer, modify, remove, delete, augmen
   create derivative works from, or in any way exploit any of the Product, in whole or in part.
   B. **Indemnification.** Innovolt shall defend and indemnify you against any third-party claim or action that
   party’s U.S. patent, copyright, trade secret, or other intellectual property rights **(“Indemnified Claims**
   receives prompt notice of an Indemnified Claim then Innovolt shall at its option, (1) obtain a right for y
   non-infringing; (3) replace such Product with a non-infringing equivalent; or (4) or provide a reasonab
   Notwithstanding the foregoing, Innovolt shall have no obligation for any claim resulting or arising from
   Innovolt; (2) the combination, operation, or use of the Product in connection with a third-party device,
   Innovolt’s compliance with your written specifications or directions, including the incorporation of
   indemnify and defend under this Section is contingent upon: (x) Innovolt receiving prompt written not
   Innovolt having the right to solely control the defense and resolution of such claim or action, and (z) y
   Section states Customer’s exclusive remedies for any intellectual property claim or action, and nothin
   indemnity to Customer.   You shall defend and indemnify Innovolt against any third-party claim or acti
   Agreement. Each Party shall defend and indemnify the other Party against any third-party claim or a
   extent (i) or (ii) are directly caused by the indemnifying Party’s gross negligence or willful misconduct
   INDEMNITIES ARE DISCLAIMED. THE INDEMNITY OBLIGATION TERMINATES AT THE END OF
   C. **Miscellaneous.** Customer shall not utilize the Product for any government purposes without the pri
   Software are “commercial items” as that term is defined at 48 C.F.R. 2.101, consisting of “commercia
   terms are used in 48 C.F.R. 12.212. Consistent with 48 C.F.R. 12.212 and 48 C.F.R. 227.7202-1 thro
   only those rights set forth herein. This Agreement and any claim, dispute, or controversy (whether in
   law, intentional tort and equitable claims) between Customer and Innovolt, including any related part
   termination or validity thereof, or any related relationship or purchase (a “Dispute”) shall be governed
   parties agree that the UN Convention for the International Sale of Goods will have no force or effect
   Agreement, or the breach thereof, which cannot otherwise be resolved as noted in Section 3(B), sha
   Association in Atlanta, Georgia in Fulton County. The Parties waive any right to appeal the arbitral a
   under this Agreement or any related Product Agreement must be in writing and sent by postage prep
   address (including facsimile or e-mail) as specified in writing, and will be effective upon receipt. Inno
   30319.

UNITIVE, SPECIAL, OR CONSEQUENTIAL DAMAGES, WHETHER ARISING OUT L HAVE NO LIABILITY FOR THE FOLLOWING: (1) LOSS OF REVENUE, OF A SYSTEM OR NETWORK OR THE RECOVERY OF SUCH; (3) LOSS OF GE TO PROPERTY, (5) INCREASED LABOR OR OTHER COSTS, OUTSIDE OF (6) INNOVOLT PRODUCT OR CUSTOMER'S ASSETS NOT BEING AVAILABLE NNECTION WITH THIS AGREEMENT SHALL NOT EXCEED THE TOTAL NG RISE TO SUCH CLAIM(S), OR IN THE CASE OF THE PROTECTION PLAN, DISCLAIMERS SHALL APPLY TO ALL CLAIMS FOR DAMAGES, WHETHER E PARTIES AGREE THAT THESE LIMITATION OF LIABILITY ARE AGREED OUCTS, AND SUCH LIMITATIONS WILL APPLY NOTWITHSTANDING THE ADVISED OF THE POSSIBILITY OF SUCH LIABILITIES. INNOVOLT SHALL NOT (10) DAYS AFTER THE CLAIM AROSE, AND (B) ANY OTHER CLAIM BROUGHT ESE LIMITATIONS AND DISCLAIMERS ARE INDEPENDENT PROVISIONS.

ncluding all copyrights, patents, trademarks, trade secrets, and trade dress) , and Customer shall have no rights whatsoever in any of the above, except as nt, add to, publish, transmit, adapt, translate, participate in the transfer or sale of,

t the Product delivered pursuant to this Agreement infringe or misappropriate a third **s")** so long as Innovolt receive prompt notice of such Indemnified Claim. If Innovolt you to continue using such Product; (2) modify such Product to make it ble depreciated or pro rata refund for the allegedly infringing Product. n (1) modifications of the Product that were not performed by or on behalf of software, or service (the combination of which causes the claimed infringement); or any materials or processes provided by or requested by you. Innovolt's duty to tice of the third-party claim or action for which Innovolt must indemnify Customer, (y) your cooperation with Innovolt in defending and resolving such claim or action. This g in this Agreement or elsewhere will obligate Innovolt to provide any greater ion arising out of your breach of Innovolt's proprietary rights as stated in this ction for (i) personal bodily injury, including death, or (ii) property damage, to the in the course of performing its obligations under this Agreement. ALL OTHER F THE WARRANTY PERIOD. or written consent of Innovolt. The documentation provided with the Devices and l computer software" and "commercial computer software documentation" as such ugh 227.7202-4, all U.S. Government end-users acquire the documentation with contract or equity), or otherwise, including statutory, consumer protection, common y arising from or relating to this Agreement, its interpretation, or the breach, by the laws of the State of Georgia, USA, without regard to conflicts of law. The on this Agreement. Any contravention or dispute arising out of or relating to this l be resolved by arbitration conducted in accordance with American Arbitration ward, to the extent a right to appeal may be lawfully waived. Notice to Innovolt aid first-class mail or receipted courier service to the address below or to such other volt, Inc., Attn: General Counsel; 4170 Ashford Dunwoody, Suite 560, Atlanta, GA

Our solutions are pro

TERMS

PLEASE READ THIS AGREEMENT AND MANUA

Acceptance or use of the product is subject to the immediately return (within five days of receipt) the is only approved for use in the United States and product. For details please visit: www.innovolt.com



Copyright © Innovolt, Inc. All rights reserved

INNOVOLT™

powering performance

W2250

POWER PROTECTION SOLUTION

oven to lower service costs, improve reliability and reduce downtime of electronic
equipment—saving customers millions of dollars per year.

W2250-15-120

INNOVOLT'S USER MANUAL
& CONDITIONS FOR ACCEPTANCE & USE OF THE ENCLOSED PRODUCT

AL BEFORE USING THE PRODUCT, AS IT CONTAINS IMPORTANT SAFETY INFORMATION.

terms included herein. To the extent you do not agree with the terms and conditions, you must
product to Innovolt by following the RMA process outlined on the back of this document. This product
Canada. Do not use this product outside of those territories. U.S. and foreign patents apply to this
n/patents.

CAUTION: To Reduce The Risk of Electric Shock Use Indoors Only. Use only in Dry Locations.

Hazardous Voltage. Will cause death or serious injury.

Tensión peligrosa. Puede causar la muerte o lesiones graves.

Tension danereuse. Danger de mort ou risque de blessures graves.

INSTALLATION:

Caution: the Innovolt Appliance is intended for indoor use in dry conditions.

1. Plug the Innovolt Appliance into a 3-prong grounded outlet.
2. Check to see that the WIRING Fault LED is not lit. This confirms that the ground circuit is OK. If the WIRING Fault LED is red, it indicates a faulty or nonexistent ground circuit or line/neutral wiring swap. This must be corrected prior to using the Innovolt Appliance as it is only intended for use in facilities that are wired to the applicable Electric Code(s).
3. The PWR LED will glow green to indicate that the Innovolt Appliance unit is **operational and ready for use.**
4. Unplug the Innovolt Appliance from the 3-prong grounded outlet.
5. If your electrical equipment has a Network/Telco connection, connect the wall Network/Telco cables into the IN ports on the bottom of the Innovolt Appliance.
6. Plug the power cord from your electrical equipment into the Innovolt Appliance.
7. Plug the Innovolt Appliance into the 3-prong grounded outlet.
8. After a few seconds delay, the Innovolt Appliance will power up the protected electrical equipment.

For additional information please see www.innovolt.com/support

NOTICE:

This appliance features internal protection that will disconnect the surge protective component at the end of its useful life but will maintain power to the load - now unprotected. If this should occur, the "MOV Fail" LED will illuminate. Please contact Innovolt (www.innovolt.com/support) for instructions on obtaining a replacement appliance.

This Innovolt Appliance complies with UL 1449 5th Edition and 497 A/B Paired Conductor Communication standards.

LIMITED WARRANTY:

Innovolt provides a Limited Warranty to its End-Customers through its Distributors, Resellers, and Direct Enterprise Customers ("Pass Through Warranty"). To the extent you do not have or have misplaced your warranty information, please contact the entity from whom you purchased the Innovolt products. If you do not have Innovolt terms and conditions for the product purchased from the distributor, reseller, or other entity, the terms and conditions for use and acceptance of the product may be found on the back of this manual. To the extent there are any conflicting terms and conditions between those herein and the Pass Through Warranty, the Pass Through Warranty will control.

INDICATIONS:



POWER:

Green LED ON

- AC line voltage within normal limits

Green LED Flashing

- Appliance initialization

WIRING Fault:

Red LED ON

- Line/Neutral swap or Earth lift detected

EVENT:

Red LED ON

- Currently experiencing Over Voltage/Bro load is isolated

Red LED Flashing

- Flashes for 2 minutes following a recove Over Voltage/Brownout/Sag

MOV Fail:

Red LED Illuminated

- This Innovolt Appliance features internal for the Line/Neutral surge protection com will permanently disconnect the power tc the end of its useful life indicating that th appliance needs to be replaced

SPECIFICATIONS:

PARAMETER	W2250-15-120
Nominal Operating Voltage	120V 60 Hz
Maximum Continuous Operating Voltage (MCOV)	127V 60 Hz
Maximum Continuous Current	15A
Over Voltage Threshold	>150V (+/- 2V)
Under Voltage Limit	<80V (+/- 2V)
In	3kA
Ambient Operating Temperature	0ºC-40ºC
Ethernet Port Speed	10/100/1000 Mbit/s
UL 1449 5th Edition	Type 3 SPD

wnout/Sag

ry from an

protection
nponent that
the load at
e Innovolt

INSTALACIÓN:

Precaución: el dispositivo Innovolt está diseñado para utilizarse en ambientes cerrados y en condiciones secas.

1. Enchufe el dispositivo Innovolt en un tomacorriente con puesta a tierra para 3 puntas.
2. Verifique que el indicador LED de falla del CABLEADO no esté encendido. Esto confirma que el circuito a tierra es adecuado. Si el LED de falla del CABLEADO está en rojo, indica un circuito a tierra defectuoso o que no existe tal circuito, o que la línea o cableado del conductor neutro se ha invertido. Esto debe corregirse antes de usar el dispositivo Innovolt, ya que éste está diseñado para ser usado únicamente en lugares cuya instalación eléctrica se haya hecho conforme a las normas de los códigos eléctricos aplicables.
3. El indicador LED PWR se encenderá de color verde para indicar que la unidad del dispositivo Innovolt está **funcionando y que está lista para usarse**.
4. Desenchufe el dispositivo Innovolt del tomacorriente con puesta a tierra para 3 puntas.
5. Si el equipo eléctrico tiene una conexión Telco o de red, conecte los cables Telco o de red de pared en los puertos de ENTRADA en la parte inferior del dispositivo Innovolt.
6. Enchufe el cable de alimentación del equipo eléctrico en el dispositivo Innovolt.
7. Enchufe el dispositivo Innovolt en el tomacorriente con puesta a tierra para 3 puntas.
8. Pasados unos segundos, el dispositivo Innovolt encenderá el equipo eléctrico protegido.

Para obtener información adicional, visite www.innovolt.com/support

AVISO:

Este dispositivo viene con protección interna que desconectará el componente de protección contra picos de tensión al final de su vida útil pero mantendrá la energía hasta la carga, aunque no contará con protección. Si ocurre esto, se encenderá el LED “Falla de MOV”. Comuníquese con Innovolt (www.innovolt.com/support) para recibir instrucciones sobre cómo obtener un dispositivo de reemplazo.

Este dispositivo Innovolt cumple con la norma UL 1449 5.a edición y la norma 497 A/B sobre la comunicación de conductores combinados.

GARANTÍA LIMITADA:

Innovolt ofrece una garantía limitada para sus Clientes finales a través de sus Distribuidores, Revendedores y Clientes empresariales directos (“Garantía de trasferencia”). En la medida en que no tenga o haya extraviado la información de su garantía, comuníquese con la entidad a la que le compró los productos Innovolt. Si no tiene los términos y condiciones para el producto Innovolt adquirido de un distribuidor, revendedor u otra entidad, los términos y las condiciones de uso y aceptación del producto pueden encontrarse en la parte posterior de este manual. En la medida en que exista algún conflicto entre los términos y condiciones que se encuentran en el presente documento y aquellos que se encuentran en la Garantía de transferencia, prevalecerán los de la Garantía de transferencia.

INDICACIONES:



ESPECIFICACIONES:

PARÁ
Tensión ope
Máxima tensión oper
Máxima corr
Umbral de
Límite de
Temperatura ambie
Velocidad del
UL 1449

ENCENDIDO:

LED verde encendido
- o Tensión de línea de CA dentro de los límites normales

LED verde parpadeante
- o Inicialización del dispositivo

Falla del CABLEADO:

LED rojo encendido
- o Se detectó que la línea o cableado del conductor neutro se ha invertido o hay elevación de tierra

EVENT:

LED rojo encendido
- o Actualmente experimentando picos de tensión/subtensión/oscilación. La carga está aislada

LED rojo parpadeante
- o Parpadea durante 2 minutos luego de la recuperación de un pico de tensión/subtensión/oscilación

Falla de MOV:

LED rojo encendido
- o Este dispositivo Innovolt viene con protección interna para el componente de protección contra picos de tensión de línea/neutros que permanentemente desconectará la energía hasta la carga al final de su vida útil, lo que indica que el dispositivo Innovolt debe reemplazarse

METRO	W2250-15-120
rativa nominal	120 V 60 Hz
rativa continua (MCOV)	127 V60 Hz
iente continua	15 A
sobretensión	>150 V (+/- 2 V)
subtensión	<80 V (+/- 2 V)
In	3 kA
nte de funcionamiento	0 °C - 40 °C
puerto Ethernet	10/100/1000 Mbit/s
5ª edición	Tipo 3 SPD

INSTALLATION :

Mise en garde : L’appareil Innovolt est prévu pour un usage à l’intérieur au sec.

1. Brancher l’appareil Innovolt dans une prise mise à la terre pour fiche à trois broches.
2. Vérifier que la DEL d’anomalie de CÂBLAGE n’est pas allumée. Cela confirme que le circuit de mise à la terre fonctionne normalement. Si la DEL d’anomalie de CÂBLAGE est allumée en rouge, cela indique qu’un circuit de mise à la terre est défectueux ou inexistant ou que la ligne ou le câblage du conducteur neutre a été inversé. Cette situation doit être corrigée avant d’utiliser l’appareil Innovolt, car son usage est prévu dans les installations câblées selon les codes de l’électricité applicables.
3. La DEL D’ALIMENTATION s’allumera en vert pour indiquer que l’unité Innovolt est fonctionnelle et prête à l’emploi.
4. Débrancher l’appareil Innovolt de la prise mise à la terre pour fiche à trois broches.
5. Si votre équipement électrique est doté d’une connexion de réseau/compagnie de téléphone, connecter les fils de réseau/compagnie de téléphone dans les ports IN au bas de l’appareil Innovolt.
6. Brancher le cordon d’alimentation de votre équipement électrique dans l’appareil Innovolt.
7. Brancher l’appareil Innovolt dans la prise mise à la terre pour fiche à trois broches.
8. Après un délai de quelques secondes, l’appareil Innovolt mettra sous tension l’équipement électrique protégé.

Pour de l’information supplémentaire, aller à www.innovolt.com/support

AVIS :

Cet appareil est doté d’une protection interne qui déconnectera le composant de protection contre les surtensions à la fin de sa vie utile, mais maintiendra l’alimentation à la charge, laquelle est désormais non protégée. Le cas échéant, la DEL « MOV Fail » s’allumera. Contacter Innovolt (www.innovolt.com/support) pour des instructions sur la façon d’obtenir un appareil de rechange.

Cet appareil Innovolt est conforme à la norme UL 1449, 5e édition et aux normes 497 A/B sur les circuits de communication à conducteur jumelé.

GARANTIE LIMITÉE :

Innovolt offre une garantie limitée aux clients finaux par l’entremise de ses distributeurs, revendeurs, clients d’entreprise directs (« garantie Pass-Through »). Dans la mesure où vous n’avez plus l’information de garantie ou l’avez égarée, veuillez contacter l’entreprise auprès de laquelle vous avez acheté les produits Innovolt. Si vous n’avez pas les conditions générales concernant le produit acheté auprès du distributeur, du revendeur ou d’une autre entreprise, les conditions générales d’utilisation et d’acceptation du produit peuvent être fournies au verso de ce manuel. Dans la mesure où il y aurait divergence entre les conditions générales stipulées aux présentes et celles de la Pass-Through cette dernière prévaudra.

INDICATIONS :



ALIMENTATION :

DEL verte allumée

- o Tension de ligne c. a. dans les limites normales

DEL clignotant en vert

- o Initialisation de l’appareil

Anomalie de CÂBLAGE :

DEL rouge allumée

- o Inversion de ligne/conducteur neutre ou circuit non mis à la terre détecté

ÉVÉNEMENT :

DEL rouge allumée

- o Surtension/baisse de tension/la charge où se produit soudainement la baisse de tension est isolée

DEL clignotant en rouge

- o Clignote pendant 2 minutes à la suite d’une surtension/baisse de tension/baisse de tension soudaine

Anomalie MOV :

DEL allumée en rouge

- o Cet appareil Innovolt est doté d’une protection interne du composant de protection contre les surtensions de la ligne/du conducteur neutre qui déconnectera de manière permanente l’alimentation à la charge à la fin de sa vie utile, indiquant que l’appareil Innovolt doit être remplacé.

SPÉCIFICATIONS :

PARAMÈTRE	W2250-15-120
Tension de service nominale	120 V 60 Hz
Tension de service continu maximale (MCOV)	127 V 60 Hz
Courant continu maximal	15 A
Seuil de surtension	>150 V (+/- 2 V)
Limite de sous-tension	>80 V (+/- 2 V)
In	3 kA
Température ambiante de service	0 °C - 40 °C
Vitesse du port Ethernet	10/100/1 000 Mb/s
UL 1449 5e édition	Type 3 SPD